

MTX JACKHAMMER AUDIO

JH805 – 800 WATT 5-CHANNEL, JACKHAMMER AMPLIFIER

MTX WARRANTY STATEMENT

MTX JackHammer amplifiers purchased in the USA from an authorized MTX dealer are guaranteed against defects in material and workmanship for the period of 1 year if installed by an authorized MTX dealer (90 days if by customer). The warranty period begins the day the product is purchased by the end user. This warranty is limited to the original retail purchaser of product. Product found to be defective during that period will be repaired or replaced by MTX at no charge. This warranty is void if it is determined that unauthorized parties have attempted repairs or alterations of any nature. Warranty does not extend to cosmetics or finish. Before presuming a defect is present in the product, be certain that all related equipment and wiring is functioning properly. MTX disclaims any liability for other incurred damages resulting from product defects. Any expenses in the removal and reinstallation of products are not covered by this warranty. MTX's total liability will not exceed the purchase price of the product. If a defect is present, your authorized MTX dealer may be able to effect repairs.

Proof of purchase is required when requesting service, so please retain your sales receipt, and take a moment to register your product online at MTX.com. Also, a Return Authorization number (RA) is required before shipping product back to MTX, call 800-225-5689 or 602-438-4545, for amplifier RAs.

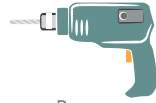
REQUIRED INSTALLATION TOOLS



Ice Cold Soft Drink



Adjustable Wrench



Power Drill



Utility Knife



Crimper



Allen Wrench

SETTINGS

SMART ENGAGE™



OFF ON
Aftermarket Head Unit
(Remote turn-on wire connected)



OFF ON
Factory Head Unit
(Remote turn-on wire not connected)

FRONT CHANNELS

GAIN

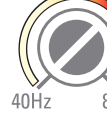


5V 0.25V
Adjust input sensitivity to match source unit

HP/FULL



HP



40Hz 8kHz
Adjust High Pass crossover frequency

REAR CHANNELS

GAIN



5V 0.25V
Adjust input sensitivity to match source unit

HP/FULL



HP

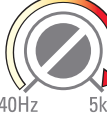


40Hz 8kHz
Adjust High Pass crossover frequency

LP/FULL



LP



40Hz 5kHz
Adjust Low Pass crossover frequency

SUB CHANNELS

GAIN



5V 0.25V
Adjust input sensitivity to match source unit

SUB SONIC



20Hz 50Hz
Adjust Sub Sonic filter frequency

BASS BOOST



0dB 12dB
Adjust Bass Boost to increase bass response

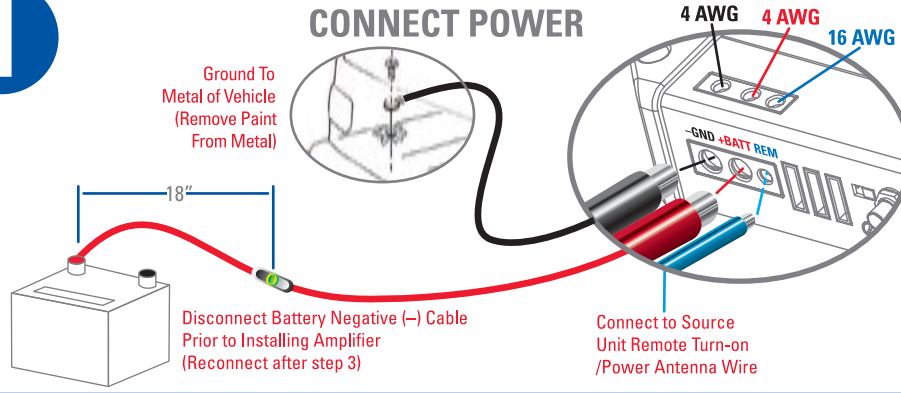
LPF



40Hz 200Hz
Adjust Low Pass crossover frequency

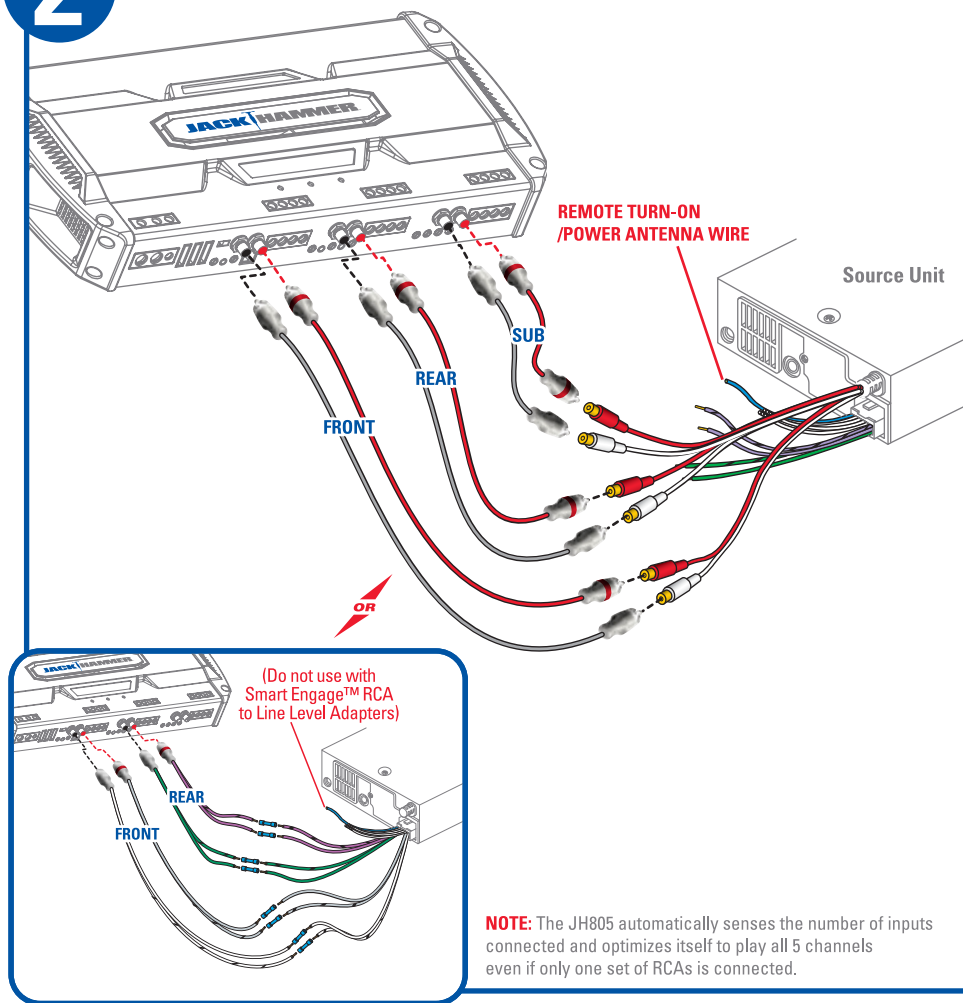
1

CONNECT POWER



2

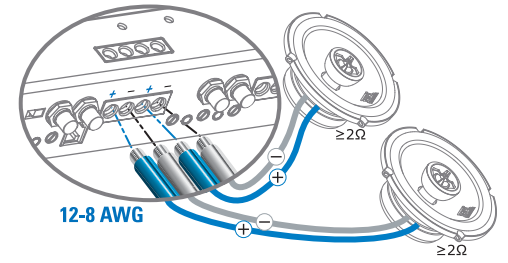
CONNECT SIGNAL



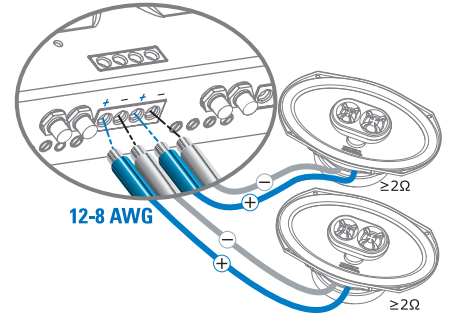
3

CONNECT SPEAKER(S) & SUB(S)

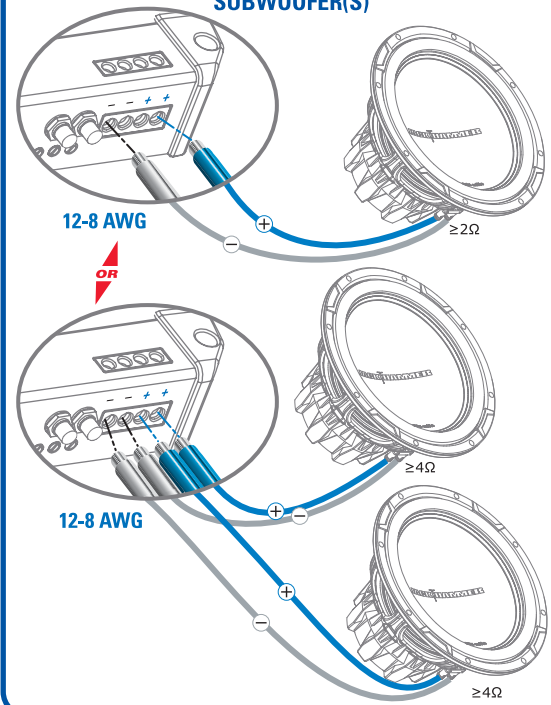
SEPARATES/COAXIAL FRONT STEREO



SEPARATES/COAXIAL REAR STEREO



SUBWOOFER(S)



PROBLEMS, QUESTIONS, CONCERNS, SUGGESTIONS? CALL 1-800-CALLMTX