

MTX AUDIO RFL SERIES

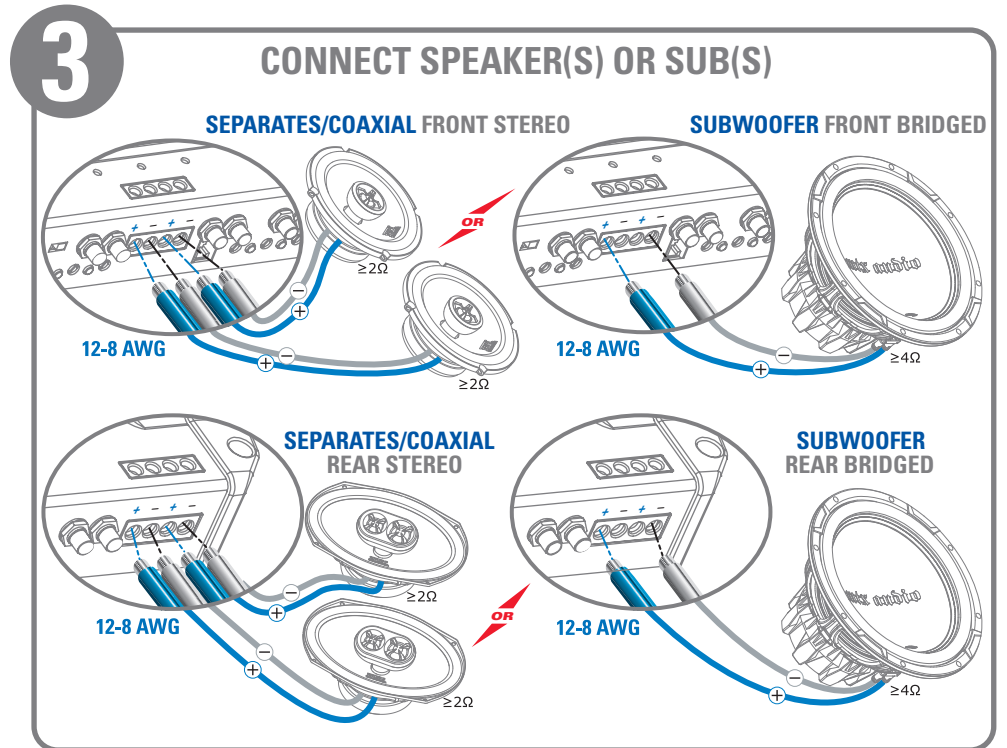
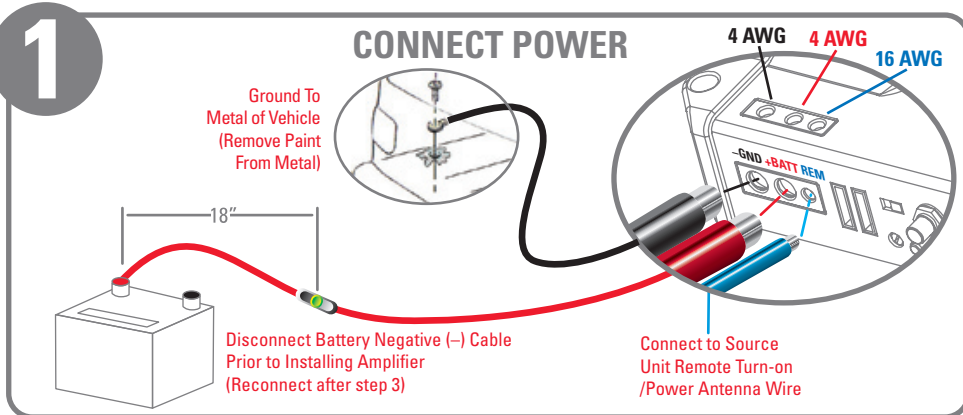
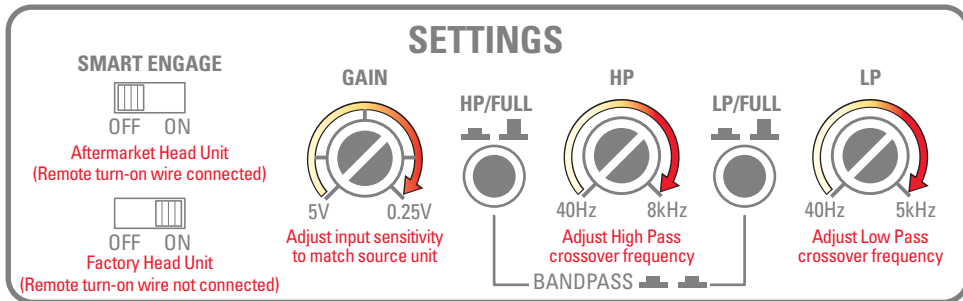
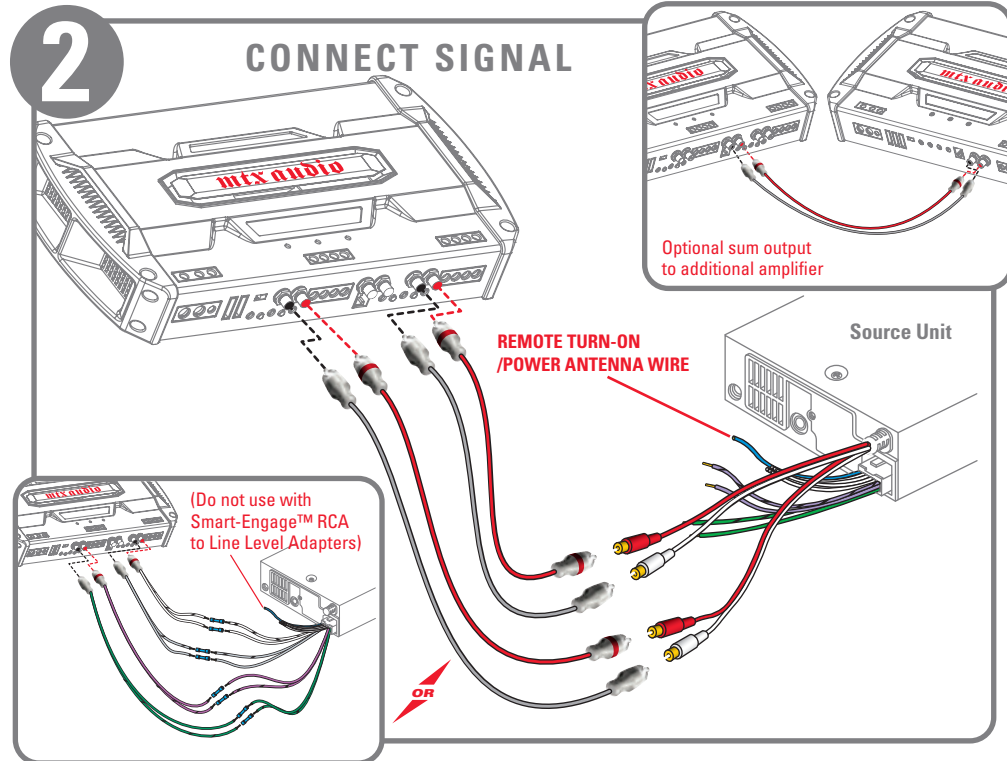
RFL404 – 400 WATT 4-CHANNEL, RFL SERIES AMPLIFIER

MTX WARRANTY STATEMENT

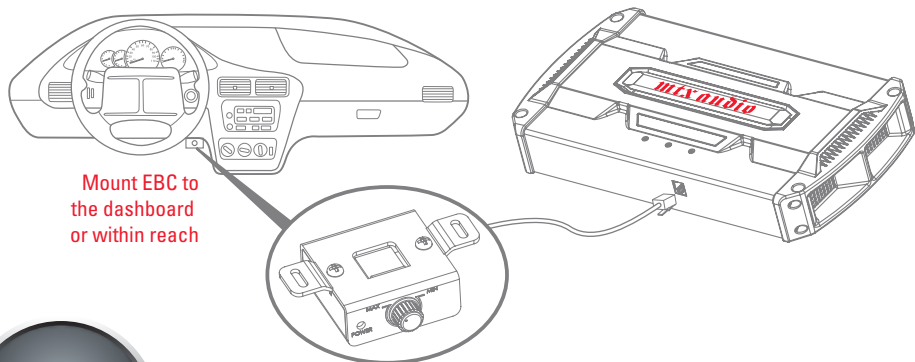
MTX RFL Series amplifiers purchased in the USA from an authorized MTX dealer are guaranteed against defects in material and workmanship for the period of 1 year if installed by an authorized MTX dealer (90 days if by customer). The warranty period begins the day the product is purchased by the end user. This warranty is limited to the original retail purchaser of product. Product found to be defective during that period will be repaired or replaced by MTX at no charge. This warranty is void if it is determined that unauthorized parties have attempted repairs or alterations of any nature. Warranty does not extend to cosmetics or finish. Before presuming a defect is present in the product, be certain that all related equipment and wiring is functioning properly. MTX disclaims any liability for other incurred damages resulting from product defects. Any expenses in the removal and reinstallation of products are not covered by this warranty. MTX's total liability will not exceed the purchase price of the product. If a defect is present, your authorized MTX dealer may be able to effect repairs.

Proof of purchase is required when requesting service, so please retain your sales receipt, and take a moment to register your product online at MTX.com. Also, a Return Authorization number (RA) is required before shipping product back to MTX, call 800-225-5689 or 602-438-4545, for amplifier RAs.

REQUIRED INSTALLATION TOOLS



EBC MOUNTING



Mount EBC to the dashboard or within reach

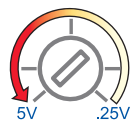
EBC

Available separately

EBC ADJUSTMENT

1.

AMPLIFIER GAIN SETTINGS



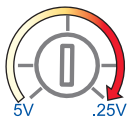
Turn Gain to 5V

EXTERNAL BASS CONTROL SETTINGS



Turn EBC to max

2.



Adjust gain to final level that does not cause distortion

NOTE: EBC will adjust the output level of the rear channels only. Low Pass Crossover must be engaged to enable EBC.



EBC will now be fully adjustable up or down for best performance

INDICATORS

THERMAL



POWER

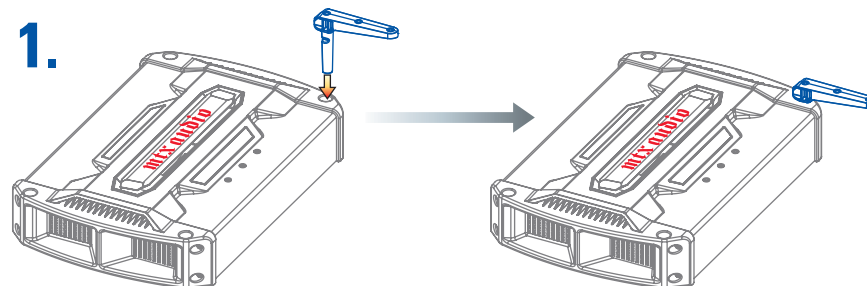


PROTECT

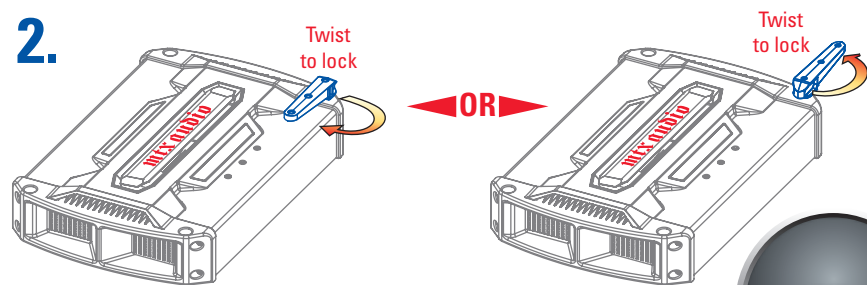


JACKSTANDTM INSTALLATION

1.



2.

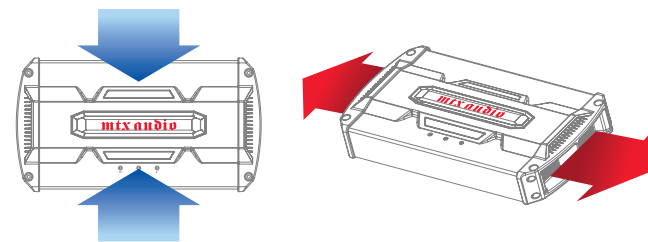


CAUTION: JackStands are designed for stacking a maximum of 3 tiers of RFL Series Amplifiers and are not intended for installation within the passenger compartment of the vehicle.

JACK STANDS

ACTIVE FAN COOLINGTM WARNING

Do not block air inlets (top) or outlets (sides) for best performance



THUNDER[®] JACKHAMMER[™] AXE SLEDGEHAMMER[™] THUNDERFORM[®]
AMPLIFIERS • SUBWOOFERS • SPEAKERS • ENCLOSURES • MARINE **MTX**
AUDIO