



THUNDER™

MTX WARRANTY STATEMENT

MTX X Thunder amplifiers purchased in the USA from an authorized MTX dealer are guaranteed against defects in material and workmanship for 1 year. The warranty period begins the day the product is purchased by the end user. This warranty is limited to the original retail purchaser of product. Product found to be defective during that period will be repaired or replaced by MTX at no charge. This warranty is void if it is determined that unauthorized parties have attempted repairs or alterations of any nature. Warranty does not extend to cosmetics or finish. Before presuming a defect is present in the product, be certain that all related equipment and wiring is functioning properly. MTX disclaims any liability for other incurred damages resulting from product defects. Any expenses in the removal and reinstallation of products are not covered by this warranty. MTX's total liability will not exceed the purchase price of the product. If a defect is present, your authorized MTX dealer may be able to effect repairs. Proof of purchase is required when requesting service, so please retain your sales receipt, and take a moment to register your product online at MTX.com. Also, a Return Authorization number (RA) is required before shipping product back to MTX, call 800-225-5689 or 602-438-4545, for amplifier RAs.

REQUIRED INSTALLATION TOOLS




Adjustable Wrench



Power Drill



Utility Knife



Crimper

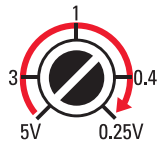


Allen Wrench

SETTINGS

502X / 702X

GAIN



Adjust input sensitivity to match source unit

X-OVER S/W



Select X-over ON or OFF

HPF



Adjust High Pass crossover frequency

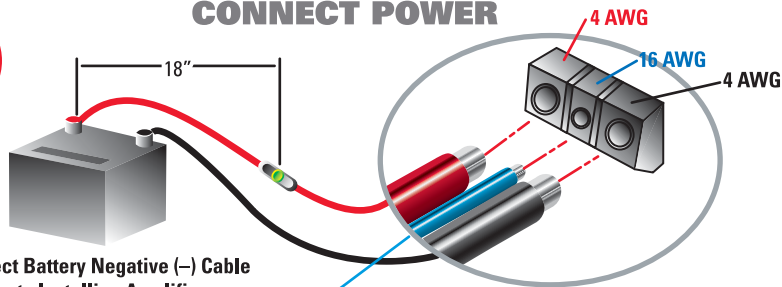
LPF



Adjust Low Pass crossover frequency

1

CONNECT POWER

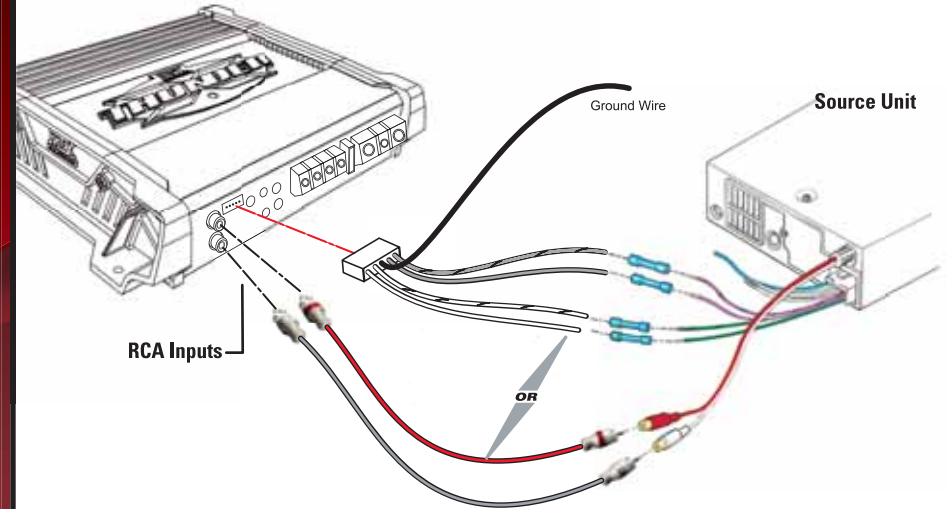


Disconnect Battery Negative (-) Cable Prior to Installing Amplifier (Reconnect after step 3)

Connect to Source Unit Remote Turn-on /Power Antenna Wire

2

CONNECT SIGNAL



3

CONNECT SPEAKER(S)

SUBWOOFER BRIDGED

