





C15EX07FB10 Chevy/GMC 1500/2500 Extended Cab (Loaded / Amplified)

Step 1




Flip up driver side rear seat and place enclosure on floor as shown above. Enclosure should be inside seat trim if the seat is in the down position.

Step 2




Place one bracket under and against enclosure as shown above. Move enclosure out of the way, making sure bracket doesn't move. Using (2) of the 2" screws from the supplied hardware, secure bracket to floor. (NOTE: When securing bracket to floor, make sure to check floor, and underside of vehicle for wire or objects). Move enclosure back into place against the now secured bracket and using (2) of the 1" screws from the supplied hardware secure enclosure to bracket.

Step 3



From passenger side place second bracket against enclosure as shown. Using supplied hardware, secure to floor and enclosure as done in Step 2.

Step 4



Make final speaker and or wire connection, fold down seat and enjoy. Your installation is now complete.

Warranty

Thunderform Loaded Enclosures purchased in the USA from an authorized MTX dealer are guaranteed against defects in material and workmanship for a period of 2 years, the warranty period begins the day the product is purchased by the end user. This warranty is limited to the original retail purchaser of product.

Amplified Thunderform Enclosures purchased in the USA from an authorized MTX dealer are guaranteed against defects in material and workmanship for a period of 1 year, the warranty period begins the day the product is purchased by the end user. This warranty is limited to the original retail purchaser of product.

Product found to be defective during that period will be repaired or replaced by MTX at no charge. This warranty is void if it is determined that unauthorized parties have attempted repairs or alterations of any nature. Warranty does not extend to cosmetics or finish. Before presuming a defect is present in the product, be certain that all related equipment and wiring is functioning properly. MTX disclaims any liability for other incurred damages resulting from product defects. Any expense in the removal or reinstallation of products are not covered by this warranty. MTX's total liability will not exceed the purchase price of the product. If a defect is present, your authorized MTX dealer may be able to effect repairs.

Proof of purchase is required when requesting service, so please retain your sales receipt, and take a moment to register your product on line at MTX.com. Also, a Return Authorization number (RA) is required before shipping product back to MTX, call 800-556-2888 or 608-328-5560 for speaker RA's.